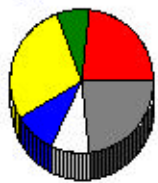


Category	Value
Number of Persons	82019.0
Number of Households	35510.0
Percent Children	5.9
Per Capita Income	11358.5
Average Gross Rent	433.7
Ages 65 and over	19324.0
Graduate Degree	2970.0
Work Out OfState	295.0
Wood	163.0
Well Water	54.0

Category	Value
Number of Families	21809.0
Persons Per Household	2.4
Average Household Income	21278.9
Average Year Built	1957.0
Average Home Value	55424.7
Laborer	5046.0
College	4430.0
Other Rural	0.0
Renter	11292.0

Age Distribution



19,248	Ages 0 to 17
6,608	Ages 18 to 24
23,431	Ages 25 to 44
7,481	Ages 45 to 54
7,813	Ages 55 to 64
19,324	Ages 65 and over

Occupation



7,670	Mgmt/Professional
11,099	Technical/Sales
6,834	Service Industry
616	Farming
3,881	Production
5,046	Laborer

Education - Highest Level Attained



5,627	9th Grade
13,322	12th Grade/no dip.
19,821	High School Diploma
13,155	Some College
4,164	Associate's Degree
5,598	Bachelor's Degree
2,970	Graduate Degree

Education - Current Enrollment




1,479	Preschool
11,823	Elementary/High School
4,430	College

Employment Location



31,919	Work In County
2,321	Work Out Of County
295	Work Out OfState

Property Classification



82,019	Urban
--------	-------

Home Heating Source



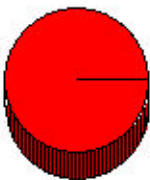
6,368	Natural Gas
21,456	Electric
7,157	Fuel Oil
6	Coal
163	Wood

Relationship of Occupant



24,142	Owner
11,292	Renter

Water Source



41,428	Public Water
54	Well Water

Sewer System



41,265	Public Sewer
193	Septic