

Category	Value
Number of Persons	11396.0
Number of Households	5083.0
Percent Children	5.8
Per Capita Income	17949.7
Average Gross Rent	627.7
Ages 65 and over	5125.0
Graduate Degree	771.0
Work Out OfState	30.0
Wood	0.0
Well Water	8.0

Category	Value
Number of Families	3662.0
Persons Per Household	2.4
Average Household Income	36211.0
Average Year Built	1981.7
Average Home Value	103666.7
Laborer	167.0
College	320.0
Other Rural	408.0
Renter	790.0

Age Distribution



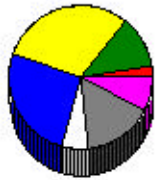
1,629	Ages 0 to 17
359	Ages 18 to 24
2,329	Ages 25 to 44
680	Ages 45 to 54
1,421	Ages 55 to 64
5,125	Ages 65 and over

Occupation



1,295	Mgmt/Professional
1,325	Technical/Sales
424	Service Industry
45	Farming
178	Production
167	Laborer

Education - Highest Level Attained



262	9th Grade
1,146	12th Grade/no dip.
3,031	High School Diploma
2,537	Some College
662	Associate's Degree
1,505	Bachelor's Degree
771	Graduate Degree

Education - Current Enrollment



108	Preschool
939	Elementary/High School
320	College

Employment Location




2,792	Work In County
621	Work Out Of County
30	Work Out OfState

Property Classification



10,988	Urban
408	Other Rural

Home Heating Source



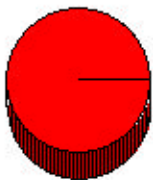
20	Natural Gas
5,036	Electric
13	Fuel Oil

Relationship of Occupant




4,279	Owner
790	Renter

Water Source



6,039	Public Water
8	Well Water

Sewer System



6,039	Public Sewer
8	Septic