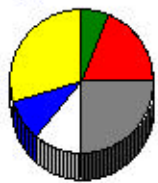


Category	Value
Number of Persons	60954.0
Number of Households	28636.0
Percent Children	5.9
Per Capita Income	15015.2
Average Gross Rent	482.9
Ages 65 and over	15923.0
Graduate Degree	3024.0
Work Out OfState	210.0
Wood	101.0
Well Water	100.0

Category	Value
Number of Families	17241.0
Persons Per Household	2.2
Average Household Income	26265.2
Average Year Built	1960.5
Average Home Value	71043.2
Laborer	2657.0
College	2894.0
Other Rural	0.0
Renter	7565.0

Age Distribution



11,788	Ages 0 to 17
3,973	Ages 18 to 24
18,381	Ages 25 to 44
5,661	Ages 45 to 54
6,462	Ages 55 to 64
15,923	Ages 65 and over

Occupation



8,680	Mgmt/Professional
10,561	Technical/Sales
3,266	Service Industry
323	Farming
3,294	Production
2,657	Laborer

Education - Highest Level Attained



3,514	9th Grade
8,171	12th Grade/no dip.
15,534	High School Diploma
10,126	Some College
3,590	Associate's Degree
6,441	Bachelor's Degree
3,024	Graduate Degree

Education - Current Enrollment




1,054	Preschool
6,865	Elementary/High School
2,894	College

Employment Location



24,463	Work In County
3,729	Work Out Of County
210	Work Out OfState

Property Classification



60,954	Urban
--------	-------

Home Heating Source



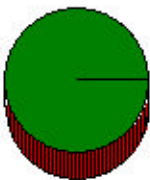
4,585	Natural Gas
19,484	Electric
3,962	Fuel Oil
101	Wood

Relationship of Occupant



20,784	Owner
7,565	Renter

Water Source



31,922	Public Water
100	Well Water

Sewer System



31,809	Public Sewer
220	Septic