

Category	Value
Number of Persons	62030.0
Number of Households	30044.0
Percent Children	6.6
Per Capita Income	12250.8
Average Gross Rent	393.1
Ages 65 and over	25816.0
Graduate Degree	1479.0
Work Out OfState	205.0
Wood	89.0
Well Water	2120.0

Category	Value
Number of Families	19579.0
Persons Per Household	2.1
Average Household Income	19824.2
Average Year Built	1973.4
Average Home Value	53729.0
Laborer	2203.0
College	2178.0
Other Rural	0.0
Renter	5378.0

Age Distribution



9,601	Ages 0 to 17
3,347	Ages 18 to 24
12,463	Ages 25 to 44
4,206	Ages 45 to 54
7,561	Ages 55 to 64
25,816	Ages 65 and over

Occupation



3,690	Mgmt/Professional
6,732	Technical/Sales
3,720	Service Industry
686	Farming
2,453	Production
2,203	Laborer

Education - Highest Level Attained




5,603	9th Grade
12,594	12th Grade/no dip.
19,453	High School Diploma
9,129	Some College
2,638	Associate's Degree
2,497	Bachelor's Degree
1,479	Graduate Degree

Education - Current Enrollment




780	Preschool
5,626	Elementary/High School
2,178	College

Employment Location



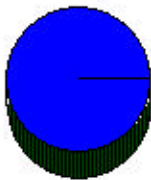
11,178	Work In County
7,795	Work Out Of County
205	Work Out OfState

Property Classification



62,030	Urban
--------	-------

Home Heating Source



1,568	Natural Gas
27,831	Electric
301	Fuel Oil
89	Wood

Relationship of Occupant



24,507	Owner
5,378	Renter

Water Source



33,540	Public Water
2,120	Well Water

Sewer System



25,827	Public Sewer
9,698	Septic