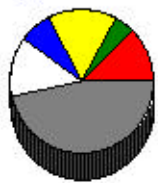


Category	Value
Number of Persons	43550.0
Number of Households	21139.0
Percent Children	7.8
Per Capita Income	11022.7
Average Gross Rent	404.6
Ages 65 and over	20495.0
Graduate Degree	882.0
Work Out OfState	92.0
Wood	76.0
Well Water	2142.0

Category	Value
Number of Families	14459.0
Persons Per Household	2.2
Average Household Income	19569.9
Average Year Built	1977.2
Average Home Value	62676.2
Laborer	1279.0
College	1272.0
Other Rural	728.0
Renter	3573.0

Age Distribution



5,498	Ages 0 to 17
2,055	Ages 18 to 24
6,877	Ages 25 to 44
3,265	Ages 45 to 54
5,925	Ages 55 to 64
20,495	Ages 65 and over

Occupation



2,161	Mgmt/Professional
4,327	Technical/Sales
2,029	Service Industry
291	Farming
1,768	Production
1,279	Laborer

Education - Highest Level Attained



3,639	9th Grade
9,162	12th Grade/no dip.
14,724	High School Diploma
6,599	Some College
1,550	Associate's Degree
2,061	Bachelor's Degree
882	Graduate Degree

Education - Current Enrollment



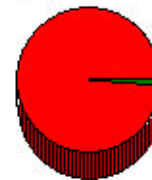
375	Preschool
3,219	Elementary/High School
1,272	College

Employment Location



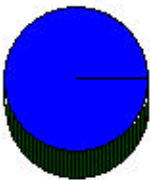
8,749	Work In County
2,718	Work Out Of County
92	Work Out OfState

Property Classification



42,822	Urban
728	Other Rural

Home Heating Source



2,076	Natural Gas
18,719	Electric
212	Fuel Oil
76	Wood

Relationship of Occupant



17,541	Owner
3,573	Renter

Water Source



24,099	Public Water
2,142	Well Water

Sewer System



19,572	Public Sewer
6,380	Septic