

Category	Value
Number of Persons	15254.0
Number of Households	7650.0
Percent Children	35.5
Per Capita Income	16374.9
Average Gross Rent	608.5
Ages 65 and over	9350.0
Graduate Degree	1255.0
Work Out OfState	61.0
Wood	0.0
Well Water	685.0

Category	Value
Number of Families	5403.0
Persons Per Household	2.8
Average Household Income	31320.5
Average Year Built	1976.9
Average Home Value	77736.4
Laborer	345.0
College	245.0
Other Rural	3803.0
Renter	714.0

Age Distribution



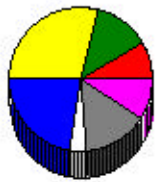
1,531	Ages 0 to 17
477	Ages 18 to 24
1,357	Ages 25 to 44
556	Ages 45 to 54
2,074	Ages 55 to 64
9,350	Ages 65 and over

Occupation



568	Mgmt/Professional
770	Technical/Sales
283	Service Industry
558	Farming
276	Production
345	Laborer

Education - Highest Level Attained



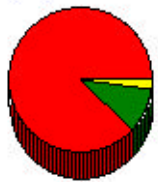
1,194	9th Grade
1,726	12th Grade/no dip.
4,044	High School Diploma
3,029	Some College
557	Associate's Degree
2,009	Bachelor's Degree
1,255	Graduate Degree

Education - Current Enrollment



66	Preschool
929	Elementary/High School
245	College

Employment Location




2,434	Work In County
272	Work Out Of County
61	Work Out OfState

Property Classification



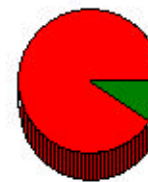
11,432	Urban
19	Farm
3,803	Other Rural

Home Heating Source



250	Natural Gas
7,140	Electric
24	Fuel Oil

Relationship of Occupant



6,740	Owner
714	Renter

Water Source



7,875	Public Water
685	Well Water

Sewer System



7,690	Public Sewer
850	Septic