

Category	Value
Number of Persons	39957.0
Number of Households	15365.0
Percent Children	5.0
Per Capita Income	14360.5
Average Gross Rent	488.8
Ages 65 and over	4377.0
Graduate Degree	1342.0
Work Out OfState	196.0
Wood	57.0
Well Water	159.0

Category	Value
Number of Families	10388.0
Persons Per Household	2.5
Average Household Income	28346.9
Average Year Built	1966.3
Average Home Value	81844.4
Laborer	2944.0
College	2400.0
Other Rural	0.0
Renter	6059.0

Age Distribution



9,089	Ages 0 to 17
4,115	Ages 18 to 24
13,289	Ages 25 to 44
5,532	Ages 45 to 54
4,302	Ages 55 to 64
4,377	Ages 65 and over

Occupation



5,142	Mgmt/Professional
8,355	Technical/Sales
2,756	Service Industry
261	Farming
2,421	Production
2,944	Laborer

Education - Highest Level Attained



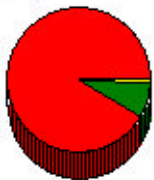
2,748	9th Grade
5,190	12th Grade/no dip.
9,125	High School Diploma
7,135	Some College
2,142	Associate's Degree
3,933	Bachelor's Degree
1,342	Graduate Degree

Education - Current Enrollment




595	Preschool
5,483	Elementary/High School
2,400	College

Employment Location



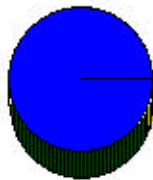
19,701	Work In County
1,695	Work Out Of County
196	Work Out OfState

Property Classification



39,957	Urban
--------	-------

Home Heating Source



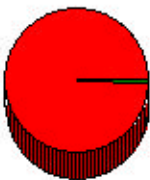
515	Natural Gas
13,757	Electric
939	Fuel Oil
57	Wood

Relationship of Occupant



9,316	Owner
6,059	Renter

Water Source



16,594	Public Water
159	Well Water

Sewer System



16,082	Public Sewer
615	Septic