

Category	Value
Number of Persons	39893.0
Number of Households	16270.0
Percent Children	10.4
Per Capita Income	16593.2
Average Gross Rent	508.2
Ages 65 and over	3853.0
Graduate Degree	2677.0
Work Out OfState	180.0
Wood	68.0
Well Water	3944.0

Category	Value
Number of Families	10802.0
Persons Per Household	2.5
Average Household Income	34193.8
Average Year Built	1978.0
Average Home Value	97046.2
Laborer	1634.0
College	3636.0
Other Rural	181.0
Renter	6192.0

Age Distribution



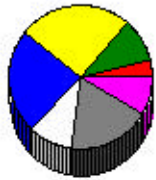
10,546	Ages 0 to 17
4,324	Ages 18 to 24
14,997	Ages 25 to 44
4,386	Ages 45 to 54
2,927	Ages 55 to 64
3,853	Ages 65 and over

Occupation



7,266	Mgmt/Professional
8,451	Technical/Sales
2,426	Service Industry
269	Farming
1,601	Production
1,634	Laborer

Education - Highest Level Attained



1,181	9th Grade
3,020	12th Grade/no dip.
7,820	High School Diploma
7,078	Some College
3,031	Associate's Degree
5,680	Bachelor's Degree
2,677	Graduate Degree

Education - Current Enrollment



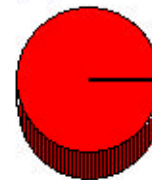
954	Preschool
5,920	Elementary/High School
3,636	College

Employment Location



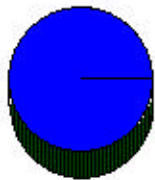
19,613	Work In County
1,485	Work Out Of County
180	Work Out OfState

Property Classification



39,712	Urban
181	Other Rural

Home Heating Source



738	Natural Gas
15,192	Electric
288	Fuel Oil
68	Wood

Relationship of Occupant



10,123	Owner
6,192	Renter

Water Source



14,453	Public Water
3,944	Well Water

Sewer System



13,639	Public Sewer
4,573	Septic